

To generate the activation key, please have the following available:

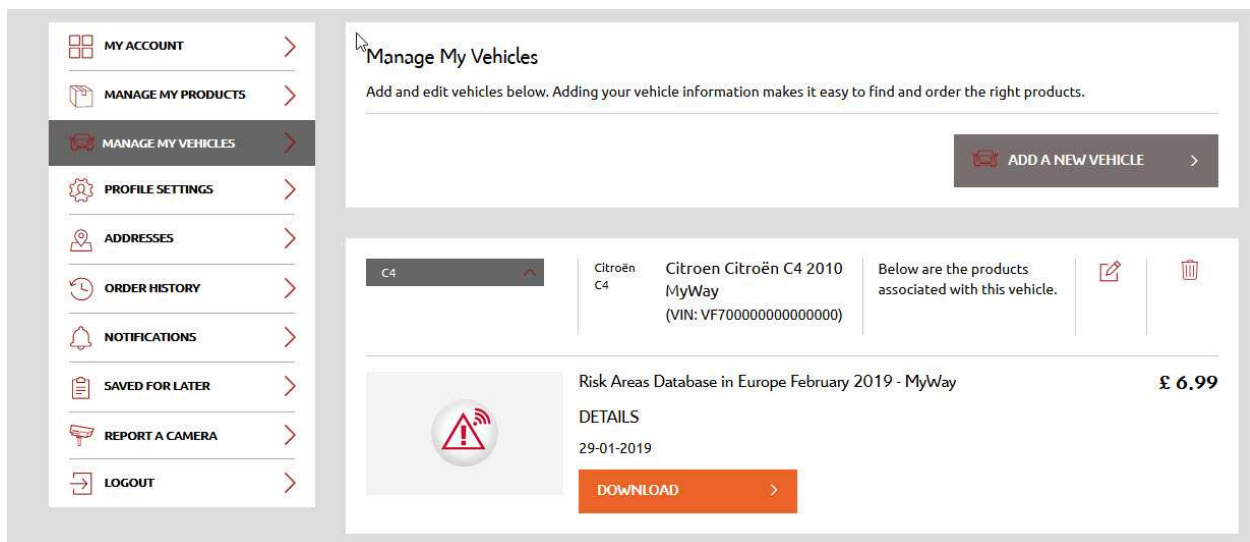
- Your map update packaging, with the serial number (printed within the packaging).
- Your Vehicle Identification Number (VIN)



Please note that you need to create an account if you are a new user, or log in to your account if you are a returning user.

1. Log in, or create an account

2. Go to the “manage my vehicles” section and add a new vehicle.













- Choose a nickname for your vehicle (or device if you are buying a map for a portable device).

- Pay attention to the device ID or VIN – any error would lead to either a wrong activation code being generated or the inability to generate the code. For example, do not enter “l” instead of “1” or “O” instead of “0”.

3. Go to the “manage my products” section.


- If you bought a product from the Webstore that requires activation, it will be listed here.

-  MY ACCOUNT >
-  **MANAGE MY PRODUCTS** >
-  MANAGE MY VEHICLES >
-  PROFILE SETTINGS >
-  ADDRESSES >
-  ORDER HISTORY >
-  NOTIFICATIONS >
-  SAVED FOR LATER >
-  REPORT A CAMERA >
-  LOGOUT >

Manage My Products

Find a complete list of purchased products below. If applicable, you can download, activate, or associate a product with your vehicle.

Once you have received your product by post, you can activate this product.













eMyWay RT6 Europe - 2020/1

[ASSOCIATE VEHICLE >](#)

Product not listed above? Enter the product serial number below.

[SUBMIT >](#)

-  MY ACCOUNT >
-  **MANAGE MY PRODUCTS** >
-  MANAGE MY VEHICLES >
-  PROFILE SETTINGS >
-  ADDRESSES >
-  ORDER HISTORY >
-  NOTIFICATIONS >
-  SAVED FOR LATER >
-  REPORT A CAMERA >
-  LOGOUT >






Manage My Products : eMyWay RT6 Europe - 2020/1

Select Vehicle > Confirm Car > Enter your Product Serial Number > Activate

Select the vehicle you wish to associate this product to:

- C4 - Citroen, Citroën C4, 2010, MyWay (VIN : VF700000000000000)
- D55 - Citroën, DS 5, 2015, Touchscreen 7" with MirrorScreen (VIN : VF700000000000001)
- D53 - Citroën, DS 3, 2015, eMyWay (VIN : VF700000000000002)**

[ASSOCIATE VEHICLE >](#)
[ADD A NEW VEHICLE >](#)

-  MY ACCOUNT >
-  **MANAGE MY PRODUCTS** >
-  MANAGE MY VEHICLES >
-  PROFILE SETTINGS >
-  ADDRESSES >
-  ORDER HISTORY >
-  NOTIFICATIONS >
-  SAVED FOR LATER >
-  REPORT A CAMERA >
-  LOGOUT >

Manage My Products : eMyWay RT6 Europe - 2020/1

Select Vehicle > Confirm Car > Enter your Product Serial Number > Activate

Confirm that you wish to associate this product to the following vehicle:

D53 - Citroën, DS 3, 2015, eMyWay (VIN : VF700000000000002)

[CONFIRM >](#)
[SELECT A DIFFERENT VEHICLE >](#)

- Enter the product serial number (PSN) printed on the package.

- ☰ MY ACCOUNT >
- ☰ MANAGE MY PRODUCTS >
- 🚗 MANAGE MY VEHICLES >
- ⚙️ PROFILE SETTINGS >
- 📍 ADDRESSES >
- 🕒 ORDER HISTORY >
- 🔔 NOTIFICATIONS >
- 📄 SAVED FOR LATER >
- 📷 REPORT A CAMERA >
- 🚪 LOGOUT >

Manage My Products : eMyWay RT6 Europe - 2020/1

Select Vehicle > Confirm Car > Enter your Product Serial Number > Activate

Please enter the Product Serial Number found on your product.

*Product Serial Number

SUBMIT >

- ☰ MY ACCOUNT >
- ☰ MANAGE MY PRODUCTS >
- 🚗 MANAGE MY VEHICLES >
- ⚙️ PROFILE SETTINGS >
- 📍 ADDRESSES >
- 🕒 ORDER HISTORY >
- 🔔 NOTIFICATIONS >
- 📄 SAVED FOR LATER >
- 📷 REPORT A CAMERA >
- 🚪 LOGOUT >

Manage My Products : eMyWay RT6 Europe - 2020/1

Select Vehicle > Confirm Car > Enter your Product Serial Number > **Activate**

✔
Successfully associated











Your product eMyWay RT6 Europe - 2020/1 was associated to your car DS3

Please keep a note of this activation key as it will be required to upload the map in your system. This key will be valid for one navigation system only. You can view the instruction page at: [Activate product](#).

Please understand that once the upload has been initiated, you cannot cancel your purchase anymore.

Activation Code: 5C45B22J6FL48HAT

- If you obtained your product from the Mapcare program or at a dealership, click “enter that product serial number here”

-  MY ACCOUNT >
-  MANAGE MY PRODUCTS >
-  MANAGE MY VEHICLES >
-  PROFILE SETTINGS >
-  ADDRESSES >
-  ORDER HISTORY >
-  NOTIFICATIONS >
-  SAVED FOR LATER >
-  REPORT A CAMERA >
-  LOGOUT >

Manage My Products

Find a complete list of purchased products below. If applicable, you can download, activate, or associate a product with your vehicle.

Once you have received your product by post, you can activate this product.













eMyWay RT6 Europe - 2020/1

ASSOCIATE VEHICLE >

Product not listed above? Enter the product serial number below.

SUBMIT >

-  MY ACCOUNT >
-  MANAGE MY PRODUCTS >
-  MANAGE MY VEHICLES >
-  PROFILE SETTINGS >
-  ADDRESSES >
-  ORDER HISTORY >
-  NOTIFICATIONS >
-  SAVED FOR LATER >
-  REPORT A CAMERA >
-  LOGOUT >

Manage My Products : eMyWay RT6 Europe - 2020/1











Select Vehicle > Confirm Car > Enter your Product Serial Number > Activate

Select the vehicle you wish to associate this product to:

- C4 - Citroen, Citroën C4, 2010, MyWay (VIN : VF700000000000000)
- DS5 - Citroën, DS 5, 2015, Touchscreen 7" with MirrorScreen (VIN : VF700000000000001)
- DS3 - Citroën, DS 3, 2015, eMyWay (VIN : VF700000000000002)

ASSOCIATE VEHICLE >

ADD A NEW VEHICLE >

-  MY ACCOUNT >
-  MANAGE MY PRODUCTS >
-  MANAGE MY VEHICLES >
-  PROFILE SETTINGS >
-  ADDRESSES >
-  ORDER HISTORY >
-  NOTIFICATIONS >
-  SAVED FOR LATER >
-  REPORT A CAMERA >
-  LOGOUT >

Manage My Products : eMyWay RT6 Europe - 2020/1

Select Vehicle > **Confirm Car** > Enter your Product Serial Number > Activate

Confirm that you wish to associate this product to the following vehicle:

DS3 - Citroën, DS 3, 2015, eMyWay (VIN : VF700000000000002)

CONFIRM >

SELECT A DIFFERENT VEHICLE >

The screenshot shows a user account interface. On the left is a vertical navigation menu with the following items: MY ACCOUNT, MANAGE MY PRODUCTS (highlighted), MANAGE MY VEHICLES, PROFILE SETTINGS, ADDRESSES, ORDER HISTORY, NOTIFICATIONS, SAVED FOR LATER, REPORT A CAMERA, and LOGOUT. The main content area is titled 'Manage My Products : eMyWay RT6 Europe - 2020/1'. Below the title, it says 'Select Vehicle > Confirm Car > Enter your Product Serial Number > **Activate**'. A green checkmark icon is followed by the text 'Successfully associated' and 'Your product eMyWay RT6 Europe - 2020/1 was associated to your car DS3'. Below this, a paragraph explains that the activation key is for one navigation system only and provides a link to 'Activate product'. It also states that the purchase cannot be canceled after upload. At the bottom, the 'Activation Code: 5C45B22J6FL48HAT' is displayed.

You will be sent an email containing your activation code. You can retrieve your activation code any time just by logging in to your account.

If you need help to retrieve your activation code, please contact us.

Important: The activation code will be valid for this vehicle only.